

Protocols for choosing the right school for a Slough Child in Care Education




Assessment of Child's needs and desired outcomes. (Other non education needs include staying safe, keeping healthy, making a positive contribution, achieving economic well-being.)

Does the current school meet the child's needs? (It is the role of the Virtual School (VS) to help you know this)



<p><u>Questions to ask at the first possible opportunity to involve the Virtual School</u> Where relevant the Special Educational needs team</p>	<p><u>Principles.</u> No change of placement will be made without a school place agreed with Virtual School and where relevant</p>	<p><u>Commentary</u></p>	
<p>Is it beneficial to stay on at current school?</p>	<p>What is the OFSTED rating of the school? We will only choose good or outstanding schools?</p>	<p>Staying at the current school may be leaving child in a school not meeting their needs. This will need to be weighed against another change for the child.</p>	
<p>Does Child have a Special Educational Need? Is there an Individual Education Plan (IEP), Statement or Education and Health Care Plan (EHCP) in Place?</p>	<p>Not all children in care have a special educational need. Where plans exist they must inform school placements.</p>	<p>Does the child need an EHCP application to be made? Are needs being met in their current school? Educational and Health Care Plans are for few children. Most SEN needs are met with SEN support in mainstream schools. A few have EHCPs in Mainstream. Very few get special or specialist school places. Even smaller proportion independent special schools, particularly boarding places.</p>	<p>There are 4 agreed Special Educational Needs :- Cognition and learning. (These may be in increasing need- Moderate - MLD; severe SLD or Profound and Multiple PMLD); Social and Emotional Development; Sensory and physical impairment; Communication difficulties.</p>


Protocols for choosing the right school for a Slough Child in Care
Education

	<p>What type of school is it? Does it have a cost?</p>	<p>Schools with no cost will always be preferred over similar schools with a cost.</p> <p>If a suitable maintained special school is local to foster home it will be considered first for the child. If Special School is involved always include SEND Team</p>	<p>Maintained schools have no cost implication. There are a range of these:-</p> <ul style="list-style-type: none"> • Maintained, mainstream Local Authority state school • State Academy Schools. (A few private and independent schools use Academy as part of their name). If unsure check with VS • Free Schools funded directly by central government. No charge to users • Maintained, special school Local Authority state school/Local authority/Free School • Any special school will have the right designation for the child's need
<p>Where relevant Funding sources identified and the relative contribution between health, social care, education agreed. Any contribution to transport costs included</p> 	<p>Single Sex or Mixed School?</p>	<p>If Special School is involved always include SEND Team</p>	<p><u>Non Maintained schools attracting a cost</u></p> <ul style="list-style-type: none"> • Independent Schools of any kind - Significant cost even for day place. • Residential independent schools - Boarding provision is significantly more. May offer weekly, fortnightly, termly or 52 week provision. • Independent special - Most expensive of all. Particularly with boarding provision • Boarding in state schools - Some cost for boarding only • Ask advice
	<p>Is child in Year 1 or 2, 6 or (9), 10 or 11?</p>	<p>We avoid disruption in any years in these year groups where children have nationally reporting exams.</p>	<p>Years (9), 10 and 11 should NOT be disrupted. GCSEs are always at least across years 10 and 11 and increasing numbers of schools they also happen in Year 9.</p>

Protocols for choosing the right school for a Slough Child in Care
Education

Agreement with Placement Team, Virtual School and where relevant SEND Team	Close to foster (or relevant other) home?	Taxi costs are not part of education funding. If child is with IFA they have been paid to fund this where necessary. They are funded for 280 miles a week.	Most usually relevant for Special Schools which are wider apart. Please note when placing in a rural area that even a suitable maintained secondary may be some distance. Ball park 30 minute journey maximum
---	---	--	---

Joint Presentation to Placement Panel using template



Final costed Decision Taken by panel